




TANDEM LAUNDRY

 **IMESA**





# TANDEM

## INCREASE YOUR BUSINESS OPPORTUNITY

When in your laundry shop there is not enough room for a professional water system, TANDEM is the right solution: it is doubling the productivity for square meter!

IMESA LAUNDRY TANDEM version was designed to give the possibility of a professional water service, also to the dry cleaning shop, which had to renounce to this business because of space problems. Now everybody can offer to its customer the washing sense of freshness.

Available in more version, which are combining a 14 Kg washing machine with a 18 Kg tumble dryer, TANDEM is putting together the efficiency and reliability of IMESA washing machine and tumble dryer.



Studied to last: a reliable structure and high quality components! We are proud of our product reliability in which we trust so much to grant the best warranty condition:  
**24 MONTHS TOTAL WARRANTY!**



### High performance

**100% Customer Satisfaction**

**A unique structure:** washing machine and tumble dryer are stacked, so a professional laundry can fit in half space: IMESA LAUNDRY TANDEM assures 14Kg of productivity in less than 1 m<sup>2</sup>.

**It is flexible:** washing machine and tumble dryer are completely independent; this characteristic enables the user to choose if the two machines need to work at the same time, or if they need to work in two different moments.

**It is ECO:** washing machines and tumble dryer were designed to avoid water and energy waste.

**It is user friendly:** IM8 and IM7, are the washing machine and tumble dryer control system. They are absolutely simple and very intuitive to be used, thanks to the easy to understand icons and the possibility to dialog in more than 10 languages (on request other can be improved).

**It can be customized:** washing and drying programs, can be easily adapted to the needs of each laundry.





# SAFETY, ECONOMICS AND SAVINGS

## UNIQUE STRUCTURE SOLUTION

An 18 Kg tumble dryer stacked on a 14 Kg washing machine without any jutting part, the mechanic and electronics components are completely integrated in the machine structure.

## ENERGY SAVING

The tumble dryer is equipped with a special insulation which increase its efficiency. The washing machine is equipped with automatic pumps which control the detergent measuring in a really precise way avoiding wastes.

## HALF LOAD

Thanks to the new IM8 computer, programs for half load can be created. The machine will proportionally and automatically reduce the water and detergent consumes.



## WORKING IS EASY!

IMESA TANDEM was designed to enable a medium height person to work in the most ergonomic way.

## WORKING SAFE

The most modern safety systems were improved in IMESA equipment to allow the user to work without worries.

## HIGH QUALITY RESULTS

Latest technologies and customized program: IMESA TANDEM allows to treat the linen in the most professional way. The washed and dried items have the freshness that only a wet cleaning can assure.

## Independency means freedom

Washing machine and tumble dryer are equipped with two completely independent control systems.

### WASHING MACHINE: IM8 COMPUTER



- **200 programs**
- **Preferred program list** to easily select the most used program
- **EASY PROG:** user can create and save his own program just answering to few questions.
- **EXPERT PROG:** the specialized technician may customize the washing program parameter on the base of each laundry needs.
- **Safety parameters (WDT):** Some safety parameters were provided to control that the main machine operations, like water load and unload and water heating, are made in a suitable time. In case of time over it is shown on the screen. Factory set time can be changed by the technician.
- **Direct connection with the inverter:** washing machine inverter parameters can be modified directly from touch screen.

- **30 programs**
- **Main parameters control:** cycle length and temperature can be easily modified also during the drying cycle.
- **Drum Speed Control:** the drum speed can be controlled without any problems also during the drying cycle.
- **Fun Speed Control:** the suction fan speed can be modified also while the drying cycle is running
- **Cooling cycle:** temperature and cooling length can be changed following the customer needs.
- **Electric heating levels:** in case of electric heated dryer, it is possible to choose if the dryer needs to work at full or partial power.
- **No wrinkle system:** at the end of the program, it is possible to keep the linen in movement avoiding that wrinkle is forming and making easier the ironing.

### DRYER: MICROPROCESSOR IM7



# IMESA:

WE ADD VALUE  
TO YOUR JOB!

Tandem è la soluzione IMESA per chi non vuole rinunciare alla freschezza del lavaggio ad acqua, superando i problemi di spazio!

Model	Washing Machine cap.ty	Tumble dryer cap.ty	Washing Machine heatings	Tumble dryers Heatings
TDM 1418	14 Kg.	18 Kg.	Electric Direct or Indirect steam	Electric Steam

**Riscaldamento:** lavatrice ed essiccatoio possono prevedere lo stesso sistema di riscaldamento o combinare due sistemi diversi.

## TANDEM

SOLUTION IN  
LESS THAN ONE  
SQUARE METER


### TUMBLE DRYER

- **Drum in stainless steel AISI 304**
- **Frontal central panel** in stainless steel AISI 304
- **Huge load diameter**
- **Reversing drum**
- **DSC function:** Drum speed Control
- **FSC function:** Fun speed Control
- **Electric power level:** in case of electric heating, the user can choose if the dryer needs to work at full or partial power
- **Cooling Cycle** to avoid thermal shock to the linen
- **No wrinkle function:** To make easier the ironing, once the program is ended, if the linen stay in the drum, it is kept in movement.
- **Lint screen cleaning request** is displayed.
- **Lint screen easy to be pull out** to be cleaned.



### WASHING MACHINE

- **Drum in stainless steel AISI 304**
- **Frontal panel** in stainless steel AISI 304
- **Big load diameter**
- **Motorized door lock:** once the door is set ajar, the system block it at the program start.
- **PBS:** high stability granted also in case of partial or not correctly distributed loads.
- **Half load:** programs for half load can be created.
- **6 detergent pumps:** automatic and precise detergent measuring
- **USB door on machine control panel:** easy data transfer from PC to washing machines and from one washing machine to the other.
- **GSM Remote system:** the direct link with the Service Centre make easier an quicker possible intervention, software up-dating, programs up-dating.
- **Drain valve easy access** thanks to the frontal below panel simple to be removed.



### OPTION:

- **Additional detergent pumps:** the machine can be equipped with 6 additional pumps.
- **Consumes control:** the laundry management is easier thanks to the possibility to control the equipment consumes.



## IMESA: A LIFE BY YOUR SIDE

**Imesa** is a leading company in the production of laundry equipment. We achieved this goal thanks to more than 40 years of total commitment to the continuing challenges to satisfy the growing technological expectation of human beings and meetings changes in lifestyle.

**Innovation, quality, safety, versatility, service and reliability:** IMESA success is based on this six concepts. Innovation in technology and proposal. Quality guaranteed by an UNI EN ISO 9001 certified production system. Safety of products certified by qualified operational organisation in various part of the world. Versatility and flexibility which allows many possibilities of customisation. Reliability thanks to the solid product structure.


**Customer satisfaction is IMESA main achievement.** Thanks to an international and professional net of distributor and to a well trained service net, IMESA can assure a global service in Italy, in Europe and in all the world.

**During the offer step,** IMESA distributor offers a complete support in the correct equipment choice and complete the job with a financial analysis of the investment as well as with the project.

IMESA can deliver in a very short time thanks to **equipment stock** in many countries: Italy, Spain, French, Portugal, Algeria, Hungary, ...

The wide **service** net can assure a quick **technical assistance** in case of necessity and the **spare parts can be easily purchased** in IMESA official website.





IMESA S.p.A Via degli Olmi, 22 - 31040 Cessalto (TV) ITALIA ☎ + 39 0421 468011 📠 +39 0421 468000 ✉ info@imesa.it - www.imesa.it

DISTRIBUITO DA

 **IMESA**



 **lavorosicuro**<sup>®</sup>  
guida operativa SGSL

